

PEDESTRIAN COUNT PROJECT

Boise, Idaho
May 2012

Submitted by:
L2 Data Collection
June 11, 2012



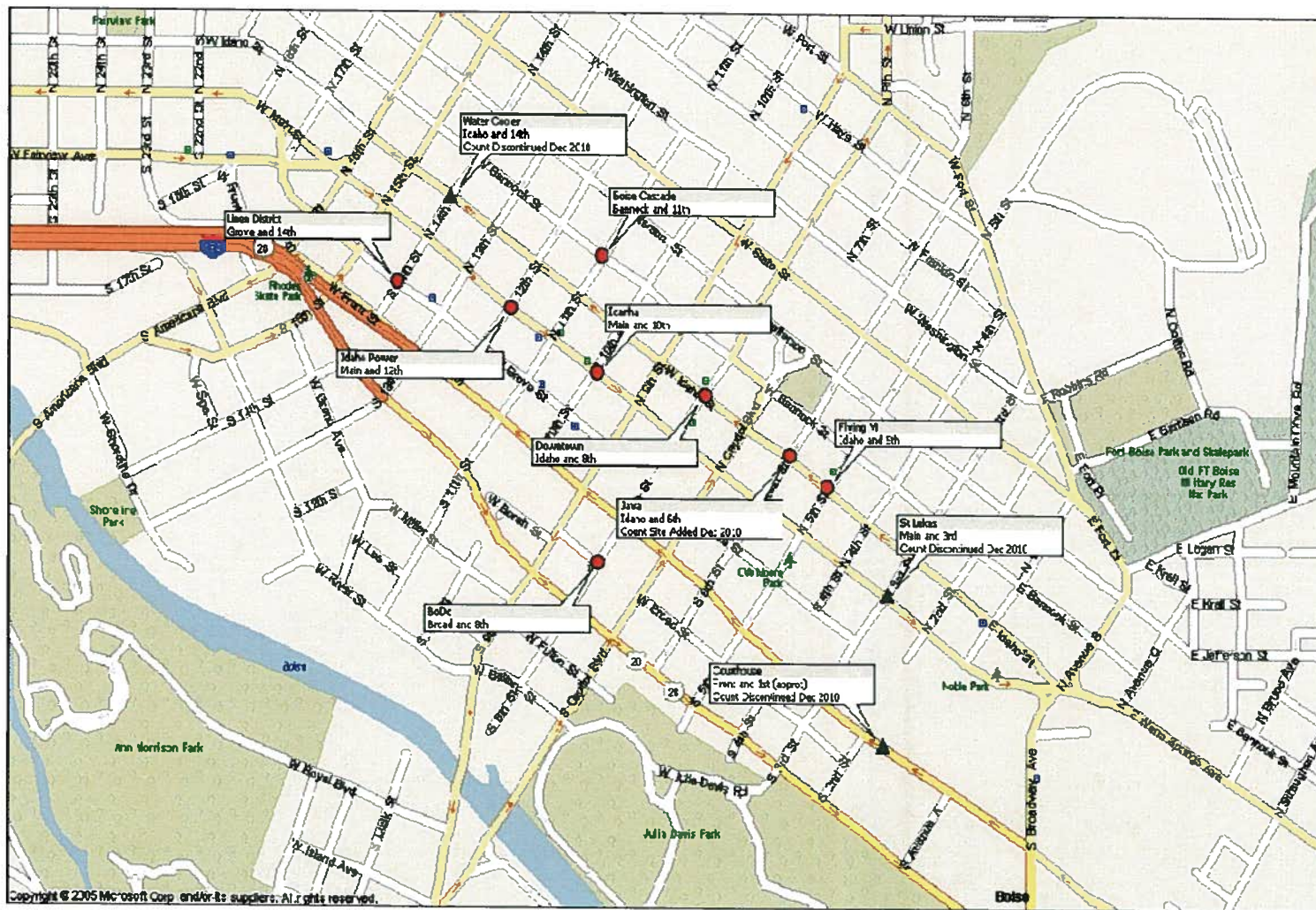
L2 Data Collection
Vehicle, Pedestrian and Bicycle

For questions or
additional information,
please contact:

Lori Vawdrey
Project Manager
L2 Data Collection
LVawdrey@L2DataCollection.com
(208) 860-7554



Pedestrian Count Locations



L2 Data Collection

Vehicle, Pedestrian and Bicycle

Data: Pedestrian and Cyclists
 Period: May 2012
 Sort: Day and Time

Boise, Idaho				May 2012	May 2012	May 2012
#	Day	Time	Location	Total	Peds	Cyclists
1	Wkday	Mid	14th and Grove	0	0	0
2	Wkday	Mid	12th and Main	0	0	0
3	Wkday	Mid	11th and Bannock	0	0	0
4	Wkday	Mid	10th and Main	0	0	0
5	Wkday	Mid	8th and Idaho	1,617	1,515	102
6	Wkday	Mid	8th and Broad	883	760	123
7	Wkday	Mid	6th and Idaho	0	0	0
8	Wkday	Mid	5th and Idaho	0	0	0
1	Wkday	PM	14th and Grove	0	0	0
2	Wkday	PM	12th and Main	0	0	0
3	Wkday	PM	11th and Bannock	0	0	0
4	Wkday	PM	10th and Main	0	0	0
5	Wkday	PM	8th and Idaho	1,108	895	213
6	Wkday	PM	8th and Broad	1,087	925	162
7	Wkday	PM	6th and Idaho	0	0	0
8	Wkday	PM	5th and Idaho	0	0	0
1	Wkend	Mid	14th and Grove	0	0	0
2	Wkend	Mid	12th and Main	0	0	0
3	Wkend	Mid	11th and Bannock	0	0	0
4	Wkend	Mid	10th and Main	0	0	0
5	Wkend	Mid	Market Accesses*	0	0	0
6	Wkend	Mid	8th and Broad	0	0	0
7	Wkend	Mid	6th and Idaho	0	0	0
8	Wkend	Mid	5th and Idaho	0	0	0
1	Wkend	PM	14th and Grove	0	0	0
2	Wkend	PM	12th and Main	0	0	0
3	Wkend	PM	11th and Bannock	0	0	0
4	Wkend	PM	10th and Main	0	0	0
5	Wkend	PM	8th and Idaho	1,556	1,395	161
6	Wkend	PM	8th and Broad	1,574	1,424	150
7	Wkend	PM	6th and Idaho	0	0	0
8	Wkend	PM	5th and Idaho	0	0	0
1	Event	PM	14th and Grove	0	0	0
2	Event	PM	12th and Main	0	0	0
3	Event	PM	11th and Bannock	0	0	0
4	Event	PM	10th and Main	0	0	0
5	Event	PM	8th and Idaho	0	0	0
6	Event	PM	8th and Broad	0	0	0
7	Event	PM	6th and Idaho	0	0	0
8	Event	PM	5th and Idaho	0	0	0
Total				7,825	6,914	911

*new count locations August 2010 88% 12%

L2 Data Collection

Vehicle, Pedestrian and Bicycle

Data: Pedestrian and Cyclists
 Period: Monthly Summary
 Sort: Day and Time

Boise, Idaho

#	Day	Time	Location	August 2009	October 2009	December 2009	May 2010	August 2010	October 2010	December 2010	May 2011	August 2011	October 2011	December 2011	May 2012
				Total	Total	Total	Total	Total	Total	Total	Total	Total	Total	Total	Total
1	Wkday	Mid	14th and Grove	87	-	53	-	102	67	-	-	69	46	-	-
2	Wkday	Mid	12th and Main	222	209	-	-	161	-	-	167	166	-	-	-
3	Wkday	Mid	11th and Bannock	290	-	-	289	282	-	-	372	329	-	-	-
4	Wkday	Mid	10th and Main	694	-	-	-	628	-	378	-	843	-	654	-
5	Wkday	Mid	8th and Idaho	1,765	1,341	1,287	1,426	1,719	1,413	1,150	1,932	1,799	1,730	1,348	1,617
6	Wkday	Mid	8th and Broad	1,226	904	766	1,127	1,095	906	596	956	1,147	797	594	883
7	Wkday	Mid	6th and Idaho							325	-	415	-	467	-
8	Wkday	Mid	5th and Idaho	395	-	358	-	389	487	-	-	408	484	-	-
1	Wkday	PM	14th and Grove	61	-	74	-	75	83	-	-	96	43	-	-
2	Wkday	PM	12th and Main	150	159	-	-	138	-	-	144	99	-	-	-
3	Wkday	PM	11th and Bannock	186	-	-	191	155	-	-	177	180	-	-	-
4	Wkday	PM	10th and Main	371	-	-	-	339	-	457	-	387	-	689	-
5	Wkday	PM	8th and Idaho	1,319	816	673	942	1,125	990	1,090	1,196	951	959	1,337	1,108
6	Wkday	PM	8th and Broad	944	743	637	856	772	777	788	1,041	938	717	1,140	1,057
7	Wkday	PM	6th and Idaho							329	-	257	-	479	-
8	Wkday	PM	5th and Idaho	238	-	175	0	228	265	-	-	281	265	-	-
1	Wkend	Mid	14th and Grove	394	-	64	-	127	98	-	-	93	72	-	-
2	Wkend	Mid	12th and Main	179	89	-	-	123	-	-	165	60	-	-	-
3	Wkend	Mid	11th and Bannock	199	-	-	261	224	-	-	246	203	-	-	-
4	Wkend	Mid	10th and Main	637	-	-	-	572	-	205	-	538	-	366	-
5	Wkend	Mid	Market Accesses*	5,628	3,507	1,412	5,885	5,113	3,289	1,277	4,685	4,299	3,695	1,838	-
6	Wkend	Mid	8th and Broad	2,078	1,124	847	1,511	1,685	1,183	801	1,344	1,713	1,089	909	-
7	Wkend	Mid	6th and Idaho							249	-	736	-	508	-
8	Wkend	Mid	5th and Idaho	340	-	259	-	474	387	-	-	702	514	-	-
1	Wkend	PM	14th and Grove	47	-	21	-	29	65	-	-	30	58	-	-
2	Wkend	PM	12th and Main	82	67	-	-	54	-	-	84	48	-	-	-
3	Wkend	PM	11th and Bannock	74	-	-	86	90	-	-	102	83	-	-	-
4	Wkend	PM	10th and Main	241	-	-	-	335	-	192	-	324	-	286	-
5	Wkend	PM	8th and Idaho	1,077	1,669	922	1,058	1,017	1,475	1,375	1,742	1,296	1,623	1,086	1,556
6	Wkend	PM	8th and Broad	1,676	1,928	1,081	929	1,329	1,600	1,196	2,029	1,191	1,022	1,033	1,574
7	Wkend	PM	6th and Idaho							264	-	274	-	365	-
8	Wkend	PM	5th and Idaho	196	-	139	-	178	306	-	-	233	261	-	-

*new count locations August 2010

Pedestrian Count

Boise, Idaho

#	Day	Time	Location
---	-----	------	----------

	August 2009	October 2009	December 2009	May 2010	August 2010	October 2010	December 2010	May 2011	August 2011	October 2011	December 2011	May 2012
Total	Total	Total	Total	Total	Total	Total	Total	Total	Total	Total	Total	Total
1 Event	PM	14th and Grove	83	-	-	-	80	-	-	92	-	-
2 Event	PM	12th and Main	136	-	-	-	169	-	-	156	-	-
3 Event	PM	11th and Bannock	129	-	-	-	155	-	-	213	-	-
4 Event	PM	10th and Main	502	-	-	-	416	-	-	280	-	-
5 Event	PM	8th and Idaho	1,253	-	-	-	1,174	-	-	1,194	-	-
6 Event	PM	8th and Broad	996	-	-	-	873	-	-	662	-	-
7 Event	PM	6th and Idaho								367	-	-
8 Event	PM	5th and Idaho	270	-	-	-	195	-	-	331	-	-

Control Intersections Only

5 Wkday	Mid	8th and Idaho	1,765	1,341	1,287	1,426	1,719	1,413	1,150	1,932	1,799	1,730	1,348	1,617
6 Wkday	Mid	8th and Broad	1,226	904	766	1,127	1,095	906	596	956	1,147	797	594	883
5 Wkday	PM	8th and Idaho	1,319	816	673	942	1,125	990	1,090	1,196	951	959	1,337	1,108
6 Wkday	PM	8th and Broad	944	743	637	856	772	777	788	1,041	938	717	1,140	1,057
5 Wkend	Mid	8th and Idaho*	5,628	3,507	1,412	5,885	5,113	3,289	1,277	4,685	4,299	3,575	1,838	0
6 Wkend	Mid	8th and Broad	2,078	1,124	847	1,511	1,685	1,183	801	1,344	1,713	1,089	909	0
5 Wkend	PM	8th and Idaho	1,077	1,669	922	1,058	1,017	1,475	1,375	1,742	1,296	1,623	1,086	1,556
6 Wkend	PM	8th and Broad	1,676	1,928	1,081	929	1,329	1,600	1,196	2,029	1,191	1,022	1,033	1,574
Total			15,713	12,032	7,625	13,734	13,855	11,633	8,273	14,925	13,334	11,512	9,285	7,795

Data: Pedestrian and Cyclists
 Period: Monthly Summary
 Sort: Location

Boise, Idaho

#	Day	Time	Location	August 2009	October 2009	December 2009	May 2010	August 2010	October 2010	December 2010	May 2011	August 2011	October 2011	December 2011	May 2012
				Total	Total	Total	Total	Total	Total	Total	Total	Total	Total	Total	Total
1	Wkday	Mid	14th and Grove	87	-	53	-	102	67	-	-	69	46	-	-
1	Wkday	PM	14th and Grove	61	-	74	-	75	83	-	-	96	43	-	-
1	Wkend	Mid	14th and Grove	394	-	64	-	127	98	-	-	93	72	-	-
1	Wkend	PM	14th and Grove	47	-	21	-	29	65	-	-	23	58	-	-
2	Wkday	Mid	12th and Main	222	209	-	-	161	-	-	167	166	-	-	-
2	Wkday	PM	12th and Main	150	159	-	-	138	-	-	144	99	-	-	-
2	Wkend	Mid	12th and Main	179	89	-	-	123	-	-	165	60	-	-	-
2	Wkend	PM	12th and Main	82	67	-	-	54	-	-	84	48	-	-	-
3	Wkday	Mid	11th and Bannock	290	-	-	289	282	-	-	372	329	-	-	-
3	Wkday	PM	11th and Bannock	186	-	-	191	155	-	-	177	180	-	-	-
3	Wkend	Mid	11th and Bannock	199	-	-	261	224	-	-	246	115	-	-	-
3	Wkend	PM	11th and Bannock	74	-	-	86	90	-	-	102	83	-	-	-
4	Wkday	Mid	10th and Main	694	-	-	-	628	-	378	-	781	-	654	-
4	Wkday	PM	10th and Main	371	-	-	-	339	-	457	-	387	-	689	-
4	Wkend	Mid	10th and Main	637	-	-	-	572	-	205	-	538	-	366	-
4	Wkend	PM	10th and Main	241	-	-	-	335	-	192	-	277	-	286	-
5	Wkday	Mid	8th and Idaho	1,765	1,341	1,287	1,426	1,719	1,413	1,150	1,932	1,799	1,730	1,348	1,617
5	Wkday	PM	8th and Idaho	1,319	816	673	942	1,125	990	1,090	1,196	957	959	1,337	1,108
5	Wkend	Mid	Market Accesses*	5,628	3,507	1,412	5,885	5,113	3,289	1,277	4,685	4,204	3,575	1,838	-
5	Wkend	PM	8th and Idaho	1,077	1,669	922	1,058	1,017	1,475	1,375	1,742	1,296	1,623	1,086	1,556
6	Wkday	Mid	8th and Broad	1,226	904	766	1,127	1,095	906	596	956	1,147	797	594	883
6	Wkday	PM	8th and Broad	944	743	637	856	772	777	788	1,041	938	717	1,140	1,141
6	Wkend	Mid	8th and Broad	2,078	1,124	847	1,511	1,685	1,183	801	1,344	1,713	1,089	909	-
6	Wkend	PM	8th and Broad	1,676	1,928	1,081	929	1,329	1,600	1,196	2,029	1,191	1,022	1,033	1,574
7	Wkday	Mid	6th and Idaho	-	-	-	-	-	-	325	-	415	-	467	-
7	Wkday	PM	6th and Idaho	-	-	-	-	-	-	329	-	257	-	479	-
7	Wkend	Mid	6th and Idaho	-	-	-	-	-	-	249	-	688	-	508	-
7	Wkend	PM	6th and Idaho	-	-	-	-	-	-	264	-	237	-	365	-
8	Wkday	Mid	5th and Idaho	395	-	358	-	389	487	-	-	408	484	-	-
8	Wkday	PM	5th and Idaho	238	-	175	-	228	265	-	-	281	265	-	-
8	Wkend	Mid	5th and Idaho	340	-	259	-	474	387	-	-	702	514	-	-
8	Wkend	PM	5th and Idaho	196	-	139	-	178	306	-	-	233	261	-	-

*new count locations August 2010

Road
Work

L2 Data Collection

Vehicle, Pedestrian and Bicycle

Data: Cyclists
 Period: Monthly Summary
 Sort: Day and Time

Boise, Idaho

#	Day	Time	Location
---	-----	------	----------

#	Day	Time	Location	August 2009	October 2009	December 2009	May 2010	August 2010	October 2010	December 2010	May 2011	August 2011	October 2011	December 2011	May 2012
				Total	Total	Total	Total	Total	Total	Total	Total	Total	Total	Total	Total
1	Wkday	Mid	14th and Grove	14	-	-	-	21	13	-	-	13	16	-	-
2	Wkday	Mid	12th and Main	33	10	-	-	13	-	-	21	3	-	-	-
3	Wkday	Mid	11th and Bannock	36	-	-	51	29	-	-	40	55	-	-	-
4	Wkday	Mid	10th and Main	56	-	-	-	28	-	6	-	62	-	24	-
5	Wkday	Mid	8th and Idaho	135	71	87	122	154	89	17	128	164	94	58	102
6	Wkday	Mid	8th and Broad	112	75	57	118	109	89	8	143	175	99	61	123
7	Wkday	Mid	6th and Idaho	-	-	-	-	-	-	12	-	56	-	49	-
8	Wkday	Mid	5th and Idaho	23	-	16	-	42	28	-	-	62	50	-	-
1	Wkday	PM	14th and Grove	38	-	-	-	33	30	-	-	27	23	-	-
2	Wkday	PM	12th and Main	43	31	-	-	34	-	-	25	9	-	-	-
3	Wkday	PM	11th and Bannock	91	-	-	92	76	-	-	87	69	-	-	-
4	Wkday	PM	10th and Main	58	-	-	-	64	-	10	-	72	-	45	-
5	Wkday	PM	8th and Idaho	240	149	71	192	202	170	19	238	206	160	116	213
6	Wkday	PM	8th and Broad	157	120	64	142	168	167	20	216	203	206	105	162
7	Wkday	PM	6th and Idaho	-	-	-	-	-	-	7	-	60	-	40	-
8	Wkday	PM	5th and Idaho	38	-	10	-	32	27	-	-	53	46	-	-
1	Wkend	Mid	14th and Grove	60	-	1	-	45	19	-	-	27	28	-	-
2	Wkend	Mid	12th and Main	40	16	-	-	34	-	-	22	10	-	-	-
3	Wkend	Mid	11th and Bannock	66	-	-	76	89	-	-	105	88	-	-	-
4	Wkend	Mid	10th and Main	55	-	-	-	75	-	6	-	61	-	26	-
5	Wkend	Mid	Market Accesses*	29	43	32	49	66	70	7	71	95	120	57	-
6	Wkend	Mid	8th and Broad	267	122	26	128	226	118	13	192	235	115	34	-
7	Wkend	Mid	6th and Idaho	-	-	-	-	-	-	3	-	48	-	26	-
8	Wkend	Mid	5th and Idaho	36	-	8	-	41	20	-	-	70	41	-	-
1	Wkend	PM	14th and Grove	12	-	-	-	10	16	-	-	7	6	-	-
2	Wkend	PM	12th and Main	32	16	-	-	14	-	-	13	6	-	-	-
3	Wkend	PM	11th and Bannock	35	-	-	65	36	-	-	46	45	-	-	-
4	Wkend	PM	10th and Main	39	-	-	-	37	-	6	-	47	-	16	-
5	Wkend	PM	8th and Idaho	120	140	37	197	140	106	11	200	105	84	59	163
6	Wkend	PM	8th and Broad	106	103	26	164	131	114	14	182	136	80	47	150
7	Wkend	PM	6th and Idaho	-	-	-	-	-	-	1	-	37	-	10	-
8	Wkend	PM	5th and Idaho	28	-	5	-	23	27	-	-	20	27	-	-

*new count locations August 2010

L2 Data Collection

Vehicle, Pedestrian and Bicycle

Data: Cyclists

Period: Monthly Summary

Sort: Location

Boise, Idaho

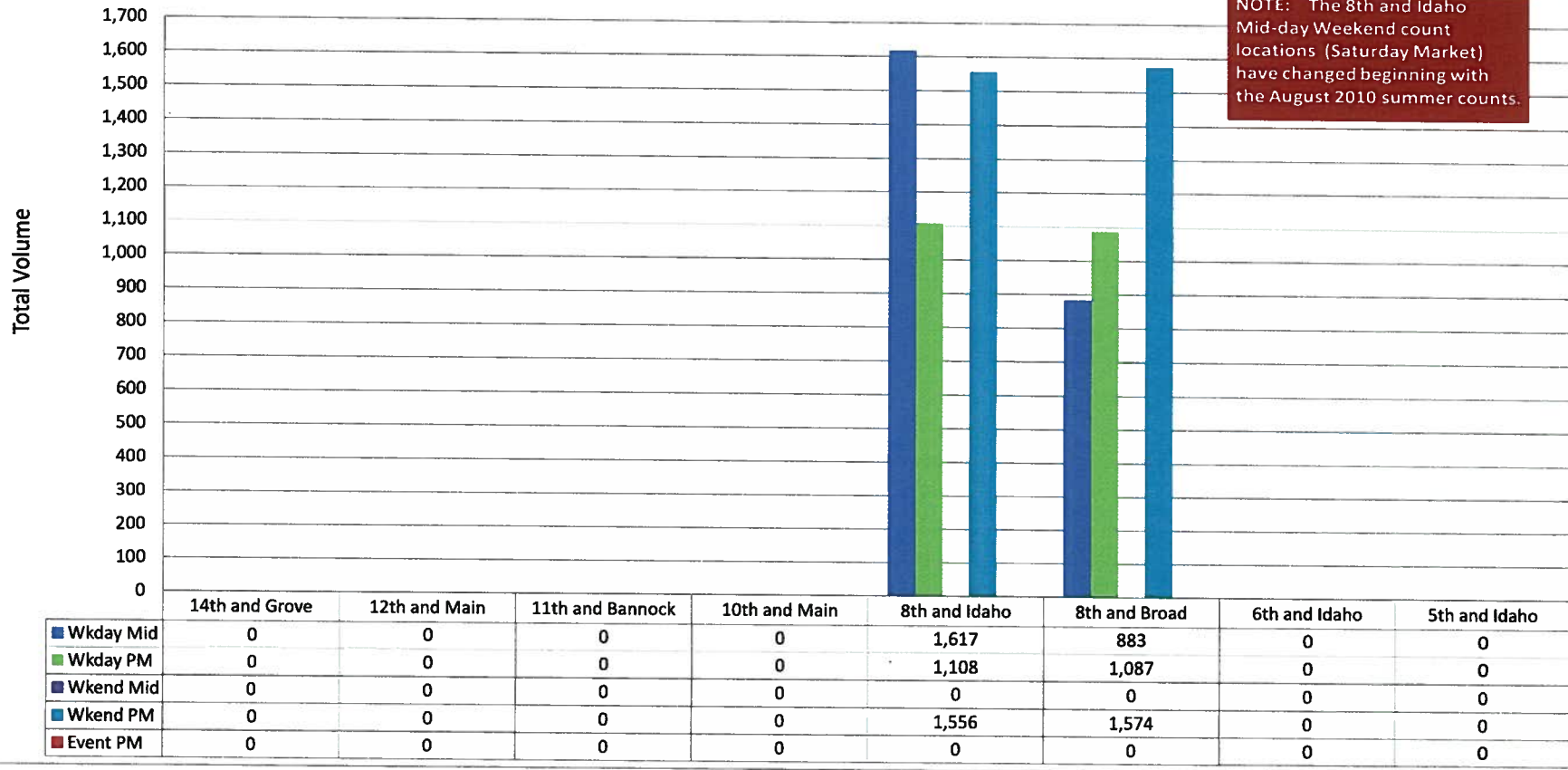
#	Day	Time	Location	August 2009	October 2009	December 2009	May 2010	August 2010	October 2010	December 2010	May 2011	August 2011	October 2011	December 2011	May 2012
				Total	Total	Total	Total	Total	Total	Total	Total	Total	Total	Total	Total
1	Wkday	Mid	14th and Grove	14	-	-	-	21	13	-	-	13	16	-	-
1	Wkday	PM	14th and Grove	38	-	-	-	33	30	-	-	27	23	-	-
1	Wkend	Mid	14th and Grove	60	-	-	-	45	19	-	-	27	28	-	-
1	Wkend	PM	14th and Grove	12	-	-	-	10	16	-	-	7	6	-	-
2	Wkday	Mid	12th and Main	33	10	-	-	13	-	-	21	3	-	-	-
2	Wkday	PM	12th and Main	43	31	-	-	34	-	-	25	9	-	-	-
2	Wkend	Mid	12th and Main	40	16	-	-	34	-	-	22	10	-	-	-
2	Wkend	PM	12th and Main	32	16	-	-	14	-	-	13	6	-	-	-
3	Wkday	Mid	11th and Bannock	36	-	-	51	29	-	-	40	55	-	-	-
3	Wkday	PM	11th and Bannock	91	-	-	92	76	-	-	87	69	-	-	-
3	Wkend	Mid	11th and Bannock	66	-	-	76	89	-	-	105	88	-	-	-
3	Wkend	PM	11th and Bannock	35	-	-	65	36	-	-	46	45	-	-	-
4	Wkday	Mid	10th and Main	56	-	-	-	28	-	6	-	62	-	24	-
4	Wkday	PM	10th and Main	58	-	-	-	64	-	10	-	72	-	45	-
4	Wkend	Mid	10th and Main	55	-	-	-	75	-	6	-	61	-	26	-
4	Wkend	PM	10th and Main	39	-	-	-	37	-	6	-	47	-	16	-
5	Wkday	Mid	8th and Idaho	135	71	87	122	154	89	17	128	164	94	58	102
5	Wkday	PM	8th and Idaho	240	149	71	192	202	170	19	238	206	160	116	213
5	Wkend	Mid	Market Accesses*	29	43	32	49	66	70	7	71	95	120	57	-
5	Wkend	PM	8th and Idaho	120	140	37	197	140	106	11	200	105	84	59	161
6	Wkday	Mid	8th and Broad	112	75	57	118	109	89	8	143	175	99	61	123
6	Wkday	PM	8th and Broad	157	120	64	142	168	167	20	216	203	206	105	162
6	Wkend	Mid	8th and Broad	267	122	26	128	226	118	13	192	235	115	34	-
6	Wkend	PM	8th and Broad	106	103	26	164	131	114	14	182	136	80	47	150
7	Wkday	Mid	6th and Idaho							12	-	56		49	-
7	Wkday	PM	6th and Idaho							7	-	60		40	-
7	Wkend	Mid	6th and Idaho							3	-	48		26	-
7	Wkend	PM	6th and Idaho							1	-	37		10	-
8	Wkday	Mid	5th and Idaho	23	-	16	-	42	28	-	-	62	50	-	-
8	Wkday	PM	5th and Idaho	38	-	10	-	32	27	-	-	53	46	-	-
8	Wkend	Mid	5th and Idaho	36	-	8	-	41	20	-	-	70	41	-	-
8	Wkend	PM	5th and Idaho	28	-	5	-	23	27	-	-	20	27	-	-

*new count locations August 2010

Road
Work

Pedestrian & Cyclist - May 2012 Boise, Idaho
By Location and Time

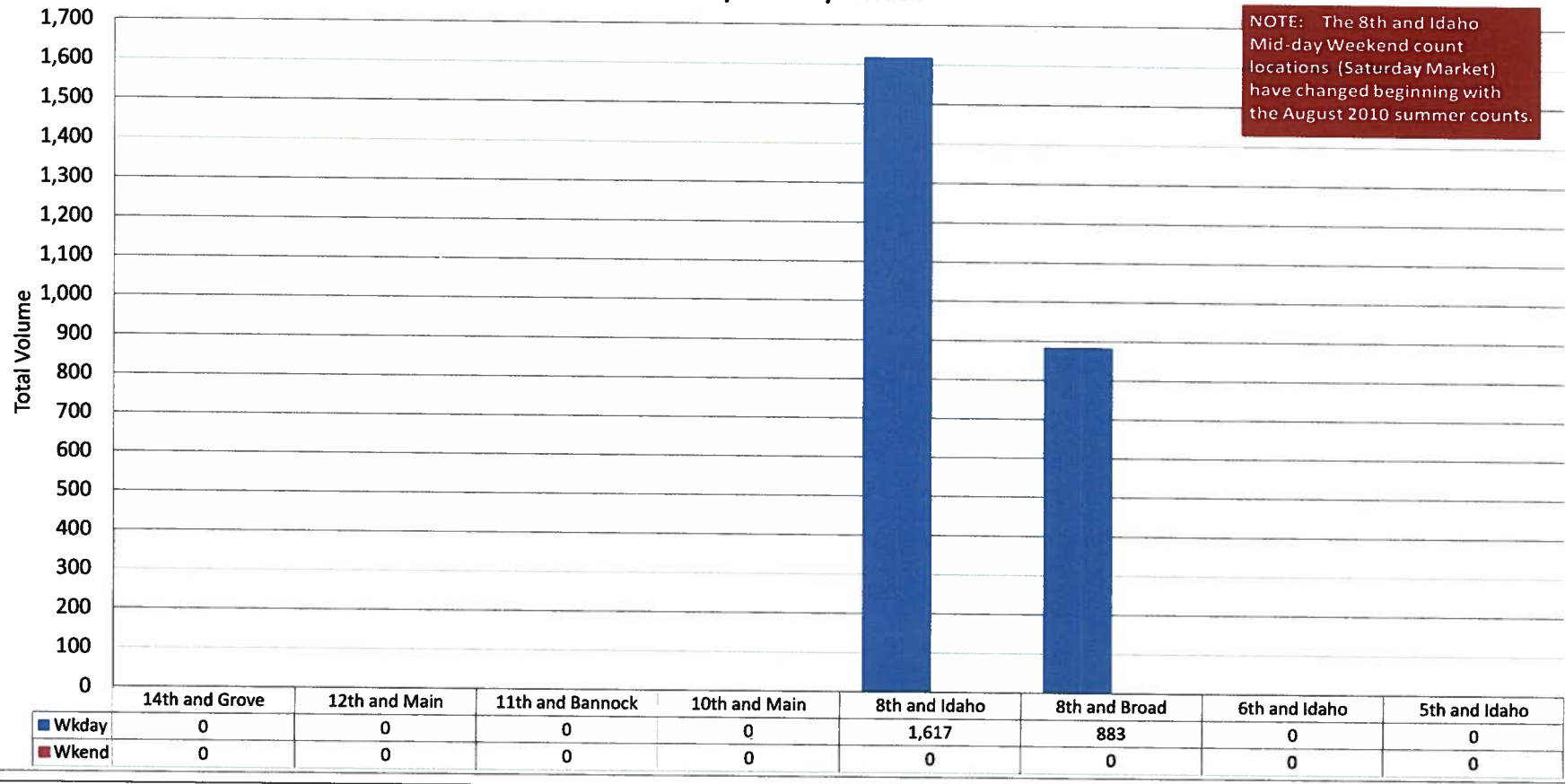
NOTE: The 8th and Idaho Mid-day Weekend count locations (Saturday Market) have changed beginning with the August 2010 summer counts.



Schedule			Day / Date	Notes
Time				
Wkday	Mid-Day	= 11:30am - 1:00pm	Thursday, May 24, 2012	Cool and Clear
	PM Wday	= 4:30pm - 6:30pm	Thursday, May 24, 2012	Cool and Clear
Wkend	PM Wday	= 5:30pm - 7:00pm	Saturday, May 26, 2012	Cool to Chilly

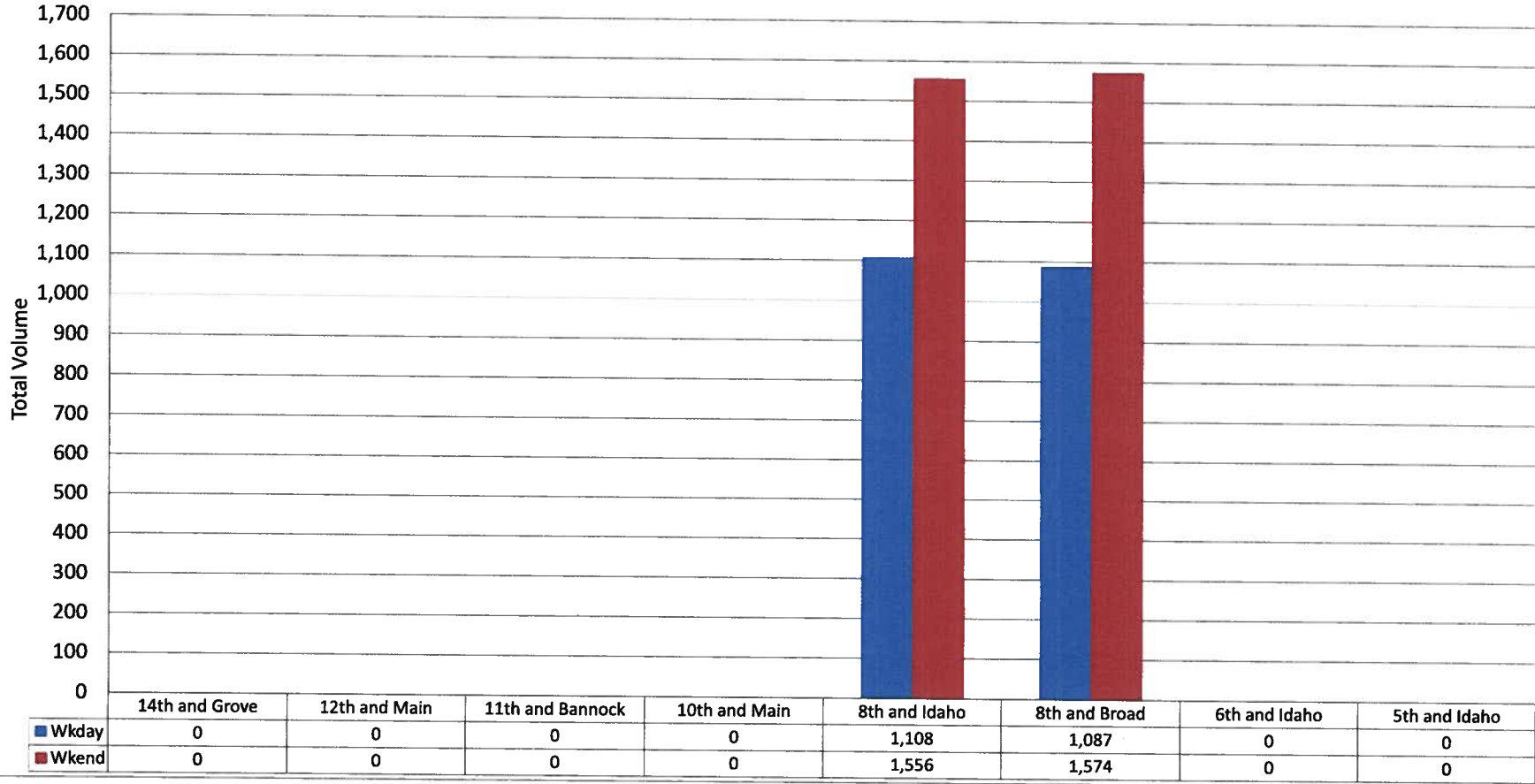
Pedestrian & Cyclist - May 2012 Boise, Idaho
Mid-day Counts by Location

NOTE: The 8th and Idaho Mid-day Weekend count locations (Saturday Market) have changed beginning with the August 2010 summer counts.



Schedule		Day / Date	Notes
Time			
Wkday	Mid-Day = 11:30am - 1:00pm	Thursday, May 24, 2012	Cool and Clear
	PM Wday = 4:30pm - 6:30pm	Thursday, May 24, 2012	Cool and Clear
Wkend	PM Wday = 5:30pm - 7:00pm	Saturday, May 26, 2012	Cool to Chilly

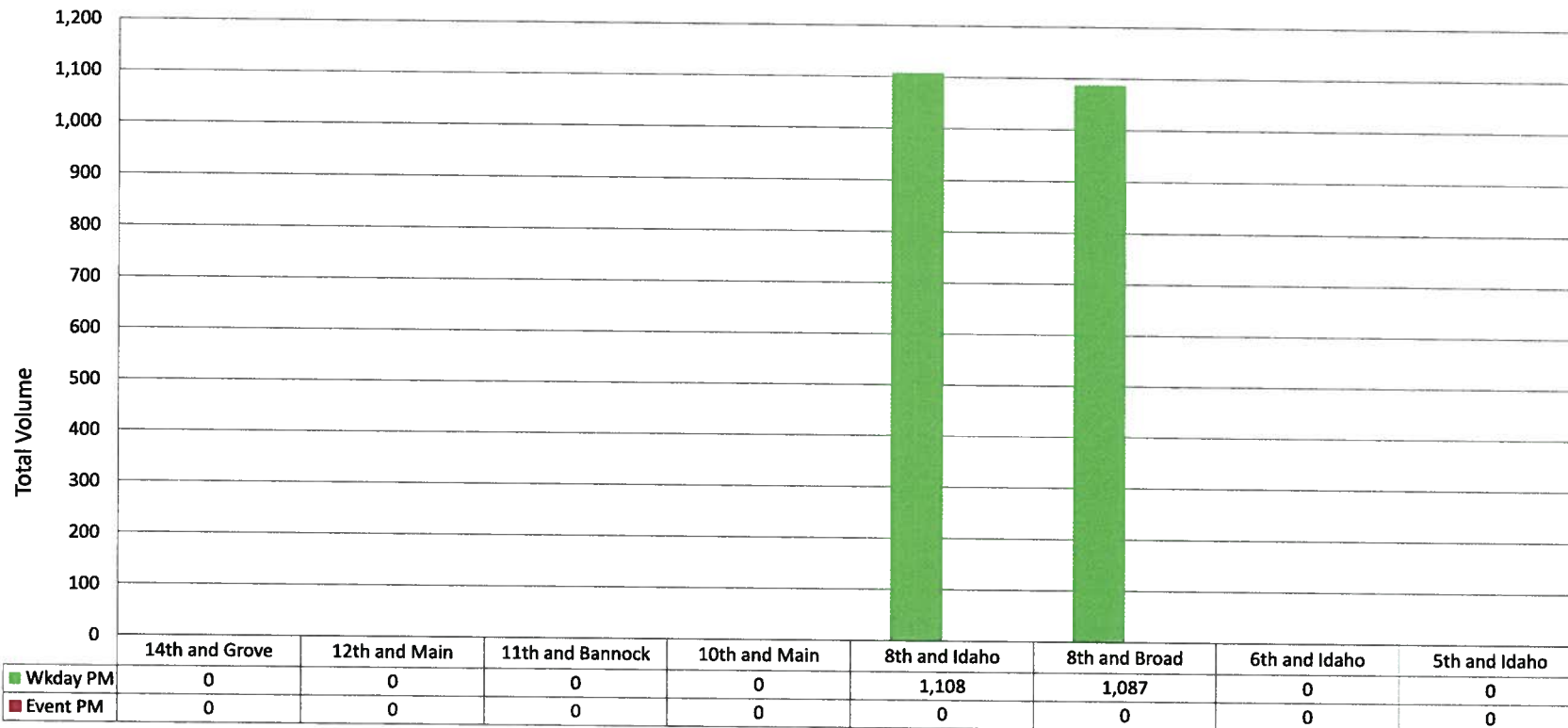
Pedestrian & Cyclist - May 2012 Boise, Idaho
PM Counts by Location



Schedule

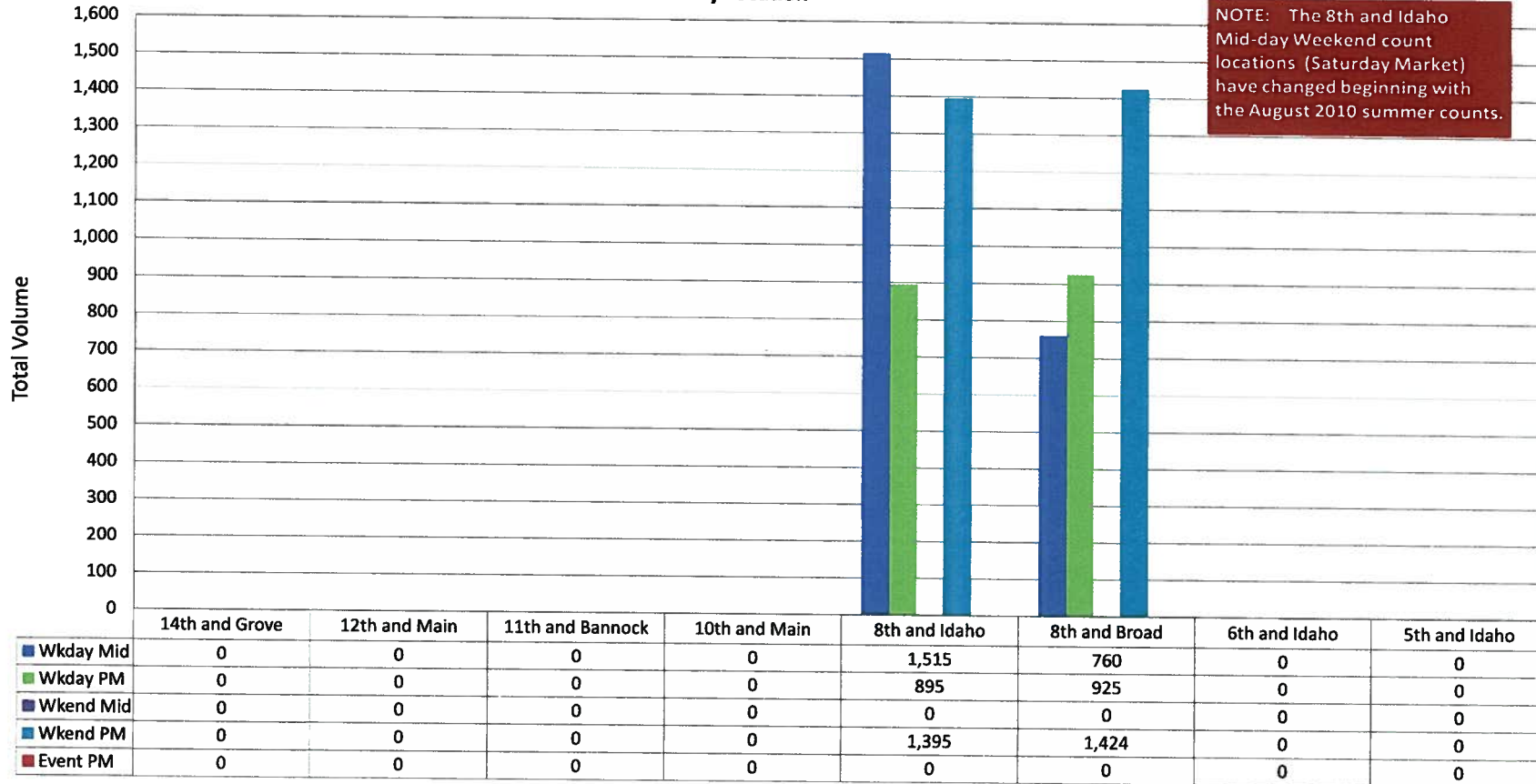
<i>Time</i>		<i>Day / Date</i>	<i>Notes</i>
Wkday	Mid-Day = 11:30am - 1:00pm	Thursday, May 24, 2012	Cool and Clear
	PM Wday = 4:30pm - 6:30pm	Thursday, May 24, 2012	Cool and Clear
Wkend	PM Wday = 5:30pm - 7:00pm	Saturday, May 26, 2012	Cool to Chilly

**Pedestrian & Cyclist - May 2012 Boise, Idaho
 By Midweek PM and Event**



Schedule			
Time		Day / Date	Notes
Wkday	Mid-Day	= 11:30am - 1:00pm	Thursday, May 24, 2012
	PM Wday	= 4:30pm - 6:30pm	Thursday, May 24, 2012
Wkend	PM Wday	= 5:30pm - 7:00pm	Saturday, May 26, 2012

Pedestrian Only - May 2012 Boise, Idaho
By Location

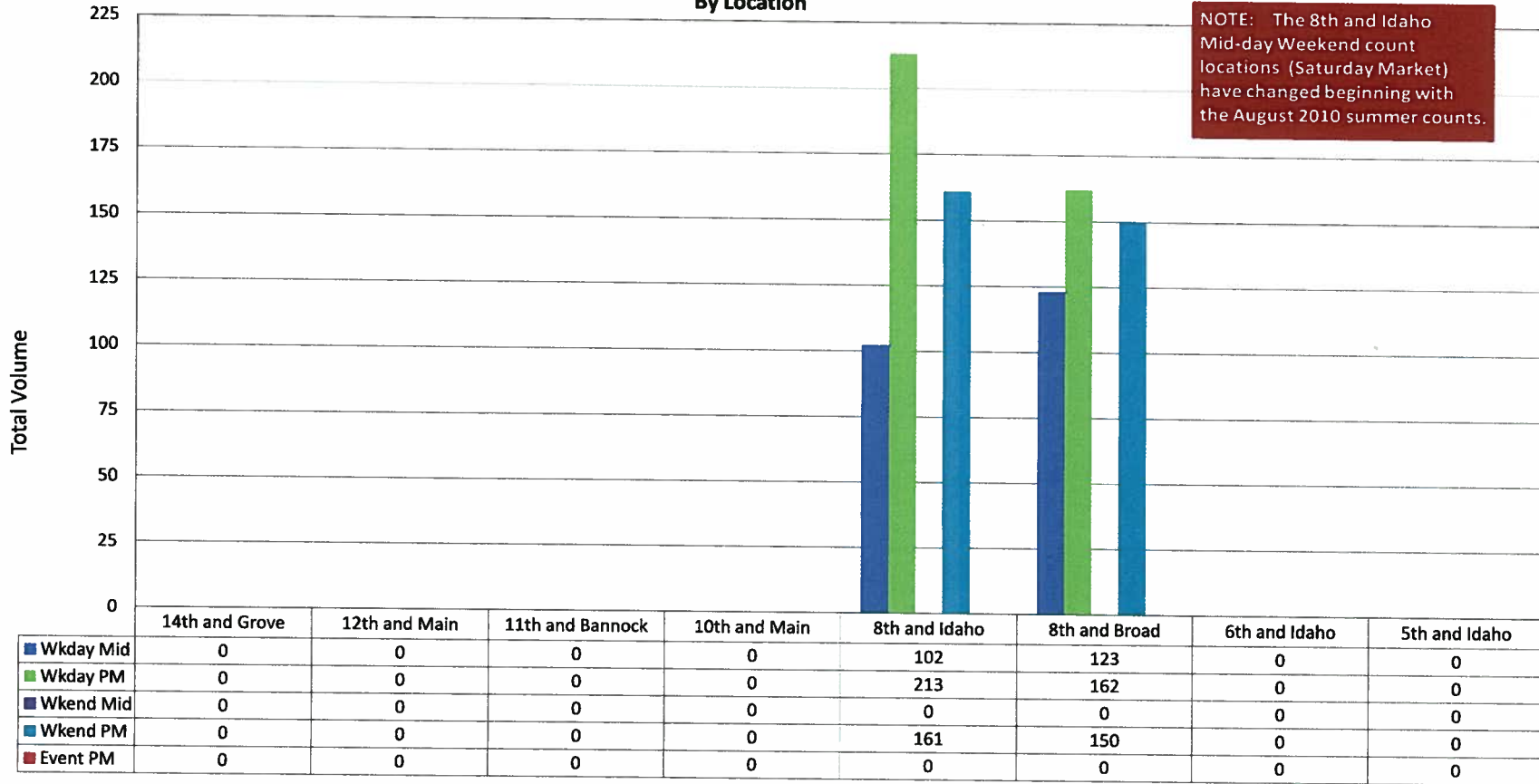


NOTE: The 8th and Idaho Mid-day Weekend count locations (Saturday Market) have changed beginning with the August 2010 summer counts.

Schedule

Time	Day / Date	Notes
Wkday Mid-Day = 11:30am - 1:00pm	Thursday, May 24, 2012	Cool and Clear
Wkday PM Wday = 4:30pm - 6:30pm	Thursday, May 24, 2012	Cool and Clear
Wkend PM Wday = 5:30pm - 7:00pm	Saturday, May 26, 2012	Cool to Chilly

Cyclist Only - May 2012 Boise, Idaho
By Location



NOTE: The 8th and Idaho Mid-day Weekend count locations (Saturday Market) have changed beginning with the August 2010 summer counts.

Schedule

Time	Day / Date	Notes
Wkday Mid-Day = 11:30am - 1:00pm	Thursday, May 24, 2012	Cool and Clear
Wkday PM Wday = 4:30pm - 6:30pm	Thursday, May 24, 2012	Cool and Clear
Wkend PM Wday = 5:30pm - 7:00pm	Saturday, May 26, 2012	Cool to Chilly